



Venice of America

GENERAL INFORMATION

INTRODUCTION

Founded on March 27, 1911, the City of Fort Lauderdale is located on the southeast coast of Florida, midway between Miami and West Palm Beach. Encompassing nearly 36 square miles with a population of 175,270, Fort Lauderdale is the largest of Broward County's 31 municipalities and the seventh largest city in Florida. Embraced by the Atlantic Ocean, New River and miles of scenic inland waterways, Fort Lauderdale truly lives up to its designation as the *Venice of America*.

An advantageous economic climate coupled with an exceptional quality of life is helping the City of Fort Lauderdale establish itself as a world-class center for international commerce and one of the most desirable locations for new, expanding or relocating businesses. Fort Lauderdale supports a diverse range of industries including marine, tourism, manufacturing, finance, healthcare, insurance, real estate, high technology, avionics/aerospace, film and television production.

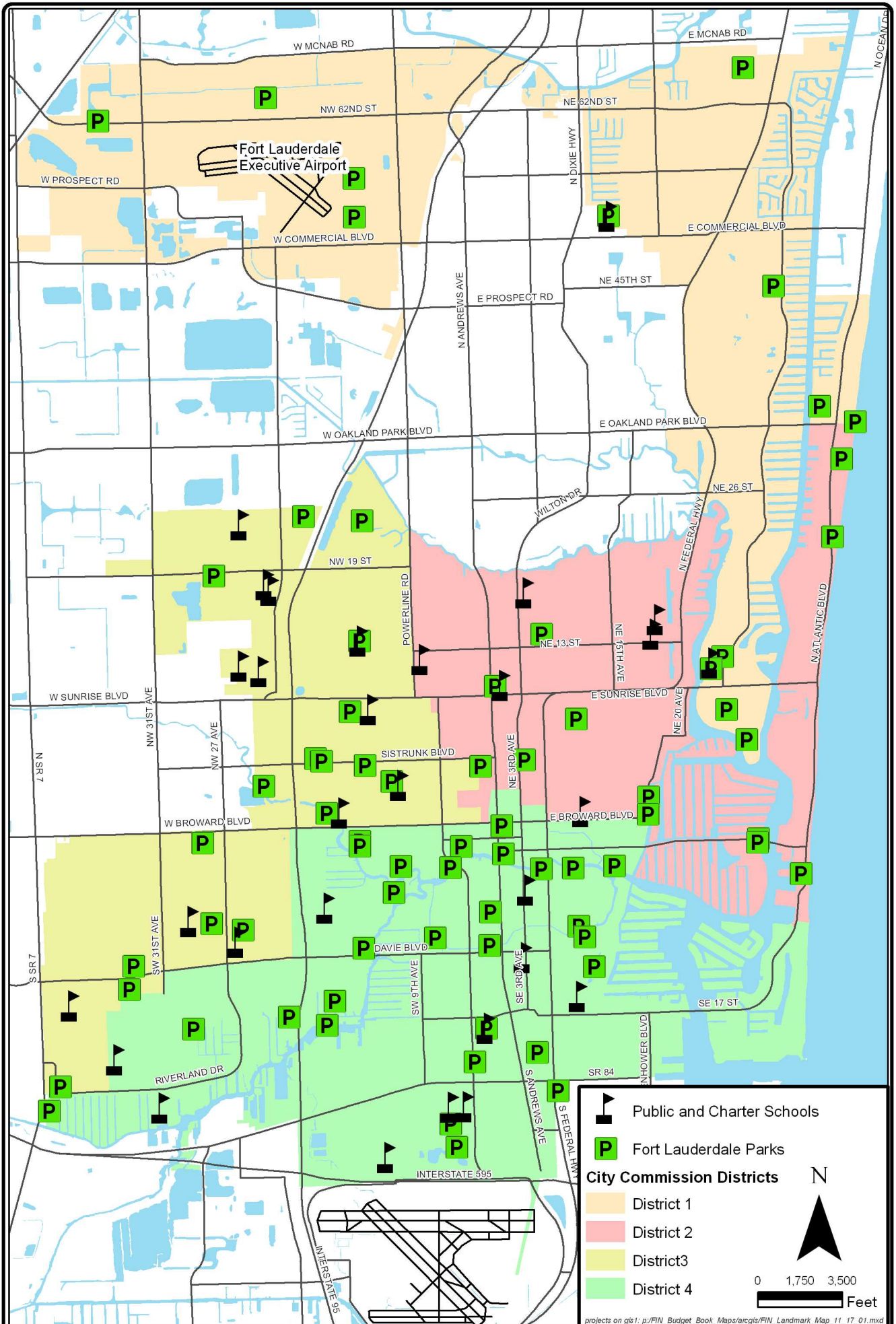
The marine industry is now Greater Fort Lauderdale and Broward County's leading economic engine accounting for 160,000 jobs and \$13.6 billion in total economic impact. Tourism enjoyed a record-breaking year in 2005, as Greater Fort Lauderdale hosted more than 10 million visitors who spent in excess of \$8.6 billion. Fort Lauderdale remains one of the fastest growing markets for global trade, with more than 40% of local businesses engaged in or supporting international commerce. In addition, the City remains at the forefront of South Florida's *InternetCoast*, a region that is home to more than 6,000 high technology firms.

Fort Lauderdale's growing list of nationally recognized corporations that have established business operations, corporate or Latin American headquarters in the City includes: AT&T, AutoNation, BankAtlantic, Citicorp, Citrix Systems, Galaxy Latin America, Hewlett-Packard, Kaplan University, Microsoft Latin America, Motorola Latin America, Republic Industries, South African Airways, Spherion Corporation, SportsLine.com and Voicestream Wireless.

Expanding global business opportunities, access to U.S. and international markets, a pro business government, low labor rates, a well-educated and diverse work force, a variety of housing options, and an array of business assistance and incentive programs, are just a few of the assets that make Fort Lauderdale an unbeatable location where both large and small businesses can prosper.

Fort Lauderdale offers an outstanding quality of life, highlighted by a semi-tropical climate, rich natural beauty and array of cultural, entertainment and educational amenities. World famous Fort Lauderdale Beach offers premier opportunities for recreation, relaxation and enjoyment. The picturesque Riverwalk serves as the cornerstone of the City's arts, science, cultural and historic district and features the Broward Center for the Performing Arts, Museum of Discovery and Science, Museum of Art, and Old Fort Lauderdale Village and Museum. Las Olas Boulevard has gained international acclaim as Fort Lauderdale's centerpiece of fashion, fine dining and entertainment. In addition, the City's downtown area is home to Broward Community College, Florida Atlantic University, Florida International University, the award-winning Broward County Main Library, federal, county and school district offices.

The cooperative efforts of residents, businesses and local government have helped Fort Lauderdale develop into a City that offers the best of both worlds – an attractive business environment and an outstanding quality of life. Fort Lauderdale looks forward to continuing to build upon its success to meet the challenges of the 21st Century and beyond.



City of Fort Lauderdale: Landmark Map





Venice of America

GENERAL INFORMATION

FORT LAUDERDALE STATISTICS AND DEMOGRAPHIC DATA

Date of Incorporation:	March 27, 1911	
Date of Charter Adoption:	1957 and 1984 (Amended)	
Form of City Government:	Commission - Manager	
Location:	Fort Lauderdale is located in the east-central portion of Broward County, Florida approximately 23 miles north of Miami and 42 miles south of Palm Beach. The City shares boundaries with nine other municipalities, as well as unincorporated areas of the County. Encompassing more than 35.5 square miles with a population about 175,270, Fort Lauderdale is the seventh largest city in Florida and the largest of Broward County's 32 municipalities.	
Recreation Facilities:	Acres of Public Parks	766
	Parks/Facilities	95
	Playgrounds	40
	Pavilions	39
	Picnic Areas	39
	Waterfront Parks	30
	Municipal Swimming Pools	15
	Boats Slips, Moorings	200
	Miles of Public Beach	5.3
	Miles of Navigable Waterways	85
	Seating Capacity: War Memorial Auditorium	2,110
	Baseball Stadium	8,340
	Lockhart Stadium	19,500
	International Swimming Hall of Fame	2,540
	Basketball Courts	57
	Handball and Racquetball Courts	21
	Shuffleboard Courts	10
	Tennis Courts	58
	Volleyball Courts	40
	Soccer/Football Fields	21
	Baseball/Softball Fields	43
	Open Play Areas	33
	Recreation Centers	18
	Gymnasiums	4
	Bike Trails	3
	Jogging Trails	12
	Nature Trails	3



Venice of America

GENERAL INFORMATION

Infrastructure:	Executive Airport	1
	Helistop	1
	City Buildings	112
	Miles of Sidewalks	312
	Miles of Streets	497
	Miles of Sanitary Sewers	467
	Miles of Storm Drainage	149
	Miles of Water Mains	750
	City Bridges	51
	Storm & Wastewater Pumping Stations	153
	Fire Stations	12
	Fire Hydrants	5,288
	City Maintained Parking Spaces	9,078
	City Parking Garages	4
Cemeteries	4	
Socioeconomic Data:	Average Household Size	2.78
	Average Household Income	\$37,887
	Medium Family Income	\$46,175



Venice of America

GENERAL INFORMATION

OTHER GENERAL INFORMATION

Selected Population and Housing Characteristics

Total Population (2006) 175,270

Sex

- Male 87,091
- Female 79,836

Age

- Under 5 years old 8,962
- 5 to 9 years 9,585
- 10 to 14 years 9,389
- 15 to 19 years 9,363
- 20 to 24 years 9,159
- 25 to 34 years 24,863
- 35 to 44 years 29,514
- 45 to 54 years 24,975
- 55 to 59 years 9,301
- 60 to 64 years 7,128
- 65 to 74 years 12,672
- 75 to 84 years 8,740
- 85 years and over 3,276

Median Age 37.6

Under 18 Years Old % of Total
Population 33,522 (20%)

18+ Years Old % of Total
Population 133,405 (80%)

65 Years and Over % of Total
Population 24,688 (14.8%)

Race and Origins

- White 104,726 (62.7%)
- Black 50,719 (30.4%)
- American Indian and Alaska Native 369 (.22%)
- Asian 1,725 (1.0%)
- Native Hawaiian and other Pacific Islander 84 (.05%)
- Some Other Race 3,029 (1.8%)
- Two or More Races 6,275 (3.8%)
- Hispanic or Latino (of any race) 15,907 (9.5%)

Household by Type

Total Households	73,247
Family Households	36,603 (50%)
Married-Couple Family	24,581
Female householder (no husband present)	8,630
Non-Family Households	36,644 (50%)
Population in Households	161,355
Average Household Size	2.78
Average Family Size	3.24

Group Quarters

People Living in Group Facilities	5,572
• Institutionalized Population	3,979
• Non-Institutionalized Population	1,593

Race and Origins of Household

Total Occupied Housing Units	73,247
• White	54,273 (74.1%)
• Black	15,160 (20.7%)
• American Indian and Alaska Native	156 (0.2%)
• Asian	686 (0.9%)
• Other Races/Origins	2,830 (3.9%)
• Hispanic or Latino (of any race)	5,544 (7.6%)

Source: 2000 U.S. Census
Population: Florida Department of Revenue as certified by the Executive Office of the Governor.



Venice of America

GENERAL INFORMATION

A Desirable City for Successful Businesses

MAJOR CORPORATIONS AND EMPLOYERS:

- AT&T
- AutoNation
- BankAtlantic
- Bank of America
- BellSouth
- Broward County School Board
- Broward County Government
- Broward General Medical Center
- Citrix Systems
- Ed Morse Automotive Group
- Hewlett-Packard
- Holy Cross Hospital
- Kaplan University
- Microsoft (Latin America)
- Motorola (Latin America)
- North Broward Hospital District
- Republic Industries
- South African Airways
- SportsLine.com
- Sun-Sentinel
- Spherion Corporation
- Voicestream Wireless

Multi-Modal Transportation Hub

ACCESSIBLE LOCATION:

- Downtown Fort Lauderdale is located within three miles of Port Everglades, Fort Lauderdale/Hollywood International Airport, I-95, I-595, the Amtrak Railway and Tri-Rail commuter train.
- Fort Lauderdale is located less than an hour from Miami and Palm Beach International Airports, and offers easy access to U.S. cities and international markets including Africa, Latin America, the Caribbean, Canada, Europe and the Pacific Rim.

AIR TRANSPORTATION:

- Fort Lauderdale/Hollywood International Airport
 - Ranks as one of the fastest-growing airports in United States.
 - Served 22.4 million passengers in 2005 and expects to serve 32 million by the year 2020.
 - Contributes more than \$2.6 billion to the local economy and provides 39,500 jobs.
 - Averages 718 flights per day serving 61,343 passengers.
- Fort Lauderdale Executive Airport
 - Ranks as one of the 10 busiest general aviation airports in the United States.
 - Handles nearly 200,000 takeoffs and landings per year.
 - Generates over \$5 million in annual revenue and \$330 million in total economic impact.
 - Home to six full-service, fixed base operators (FBOs) providing fuel, maintenance and avionics services to more than 700 aircraft.
 - Offers a 200-acre Industrial Airpark with more than 1.5 million square feet of prime office, warehouse and manufacturing space.
 - Hub site for the City of Fort Lauderdale Foreign-Trade Zone #241, which offers numerous economic incentives, duty free and duty deferred benefits.



GENERAL INFORMATION

Venice of America

- Operates the Downtown Fort Lauderdale John Fuhrer Helistop, which provides corporate executives with convenient access to the City's Central Business District.
- The Helistop is one of only two public-use facilities located in Florida and the only public-use Helistop in Florida located in a Central Business District..

LAND TRANSPORTATION:

- Major Roadways: I-95, I-595, I-75 and Florida Turnpike.
- Railway System.
 - Freight carriers: Florida East Coast (FEC) Railroad and CXS Transportation.
 - Passenger carriers: Amtrak and Tri-Rail (local commuter service).

PORT EVERGLADES:

- A leading economic engine for South Florida with annual operating revenues of more than \$105 million and total waterborne commerce topping 27 million tons.
- Provides more than 15,000 direct jobs and generates \$2.87 billion in business activity.
- The world's second busiest cruise port serving close to 4 million passengers per year.
- 12th busiest container port handling more than 5 million tons of containerized cargo annually.
- Home to Florida's first and largest Foreign-Trade Zone, which generates close to \$400 million in merchandise movement.
- Second largest non-refinery petroleum storage and distribution facility with close to 130 million barrels of petroleum moving through the Port each year.
- Nearly 6,000 ship calls a year including cruise, cargo, petroleum and Navy vessels.

Alluring Attractions

BUSINESS ADVANTAGES:

- Stable, pro-business local government, strong base of existing businesses, diverse, well-educated labor force and excellent quality of life
- Numerous tax advantages - no state or local personal income tax, no county or city sales tax, no state ad valorem, franchise or inventory tax, no gift tax.
- An array of available business assistance and incentive programs.
- Advanced global communications network featuring 700 miles of fiber optic cables and a state-of-the-art switching station in downtown Fort Lauderdale.
- A region that is home to more than 6,000 high technology firms.
- One of the fastest growing markets for global trade, with more than 40% of local businesses engaged in or supporting international commerce.
- A downtown that includes city and county government centers, federal and county courthouses, school district offices, a state regional complex, legal and professional offices.
- A marine industry that accounts for 160,000 jobs and \$13.6 billion in total economic impact in Greater Fort Lauderdale and Broward County.



GENERAL INFORMATION

Venice of America

AREA PROFILE:

- Average annual temperature of 77 degrees.
- More than 3,000 hours of annual sunshine.
- Designated as the “Yachting Capital of the World” due to Fort Lauderdale’s myriad of navigable waterways.
- Seventh largest City in Florida.
- Median Age: 37.6.
- Transportation by water taxi, trolley, bus, taxicab, and Tri-Rail commuter service.

DOWNTOWN ATTRACTIONS:

- Museum of Discovery and Science
 - The only interactive science museum in Florida.
 - 85,000 square-feet of exhibit space.
 - Five-story Blockbuster IMAX Theater -- the only one of its kind in Florida.
 - \$30.6 million facility.
- Broward Center for the Performing Arts.
 - Two acoustically perfect theaters.
 - \$55 million project.
- Museum of Art
 - Permanent home of a \$6 million collection including CoBrA, Pre-Columbian and West African art, as well as 20th Century paintings.
- Riverwalk
 - A 1.5-mile linear park along downtown’s New River with brick walkways, lush tropical greenery and pedestrian amenities.
 - Attracts more than 1.5 million visitors each year.
 - Home to guided waterway tour boats and water taxis.

SPORTS:

- Florida Marlins Baseball Club (MLB)
- Florida Panthers Hockey Club (NHL)
- Miami Dolphins, Ltd. (NFL)
- Miami Heat (NBA)
- NFL Alumni
- Fort Lauderdale Aquatics Complex
- International Swimming Hall of Fame
- Whitbread Round the World Yacht Race - North American stopover (1990, 1994, 1998)
- Spring training home of Major League Baseball’s Baltimore Orioles



GENERAL INFORMATION

Venice of America

TOURISM:

- Hosted more than 10 million visitors in 2005 who spent more than \$8.6 billion.
- Hotel occupancy averaged 74.6% in 2005 and generated \$33.6 million in tax revenues derived from Broward County's 5% bed tax.
- Attracted 2.1 million international visitors, including 661,648 from Canada, 471,587 from Latin America, 352,448 from Europe, 226,511 from Scandinavia, 187,084 from the United Kingdom and 218,566 from various other foreign countries.

Higher Education

COLLEGES/UNIVERSITIES:

- City College of Fort Lauderdale
- Florida Atlantic University
- Florida International University
- Kaplan University
- Nova Southeastern University
- University of Phoenix

COMMUNITY COLLEGES:

- Broward Community College

VOCATIONAL/TECHNICAL:

- The Art Institute of Fort Lauderdale
- Atlantic, McFatter and Sheridan Technical Centers
- Florida Language Center
- Florida Ocean Sciences Institute
- Keiser College



Venice of America

GENERAL INFORMATION

Professional Health Care

PUBLIC HOSPITAL AUTHORITY:

- North Broward Hospital District

ACUTE CARE HOSPITALS:

- Broward General Medical Center
- Holy Cross Hospital
- Imperial Point Medical Center
- North Ridge Medical Center

Labor and Industry

Greater Fort Lauderdale and Broward County:

• Labor Force (August 2006)	999,170
• Employed (August 2006)	966,703
• Unemployed (August 2006)	32,467
• Unemployment Rate (August 2006)	3.2%

Source: Florida Agency for Workforce Innovation, Labor Market Statistics in cooperation with the U.S. Department of Labor, Bureau of Labor Statistics



Venice of America

GENERAL INFORMATION

Greater Fort Lauderdale's Major Industries (MSA)

<u>Industry</u>	<u>Number of Employers</u>
<i>Goods - Producing</i>	<i>7,346</i>
Construction	5,369
Manufacturing	1,836
Natural Resources and Mining	141
<i>Service - Providing</i>	<i>54,425</i>
Trade, Transportation, Utilities	13,835
Information	1,185
Financial Activities	7,639
Professional and Business Services	14,740
Education and Health Services	5,788
Leisure and Hospitality	4,687
Public Administration	247
Other Services	5,254
Other/Unclassified	1,050
<i>Total, All Industries</i>	<i>61,771</i>

Source: Florida Agency for Workforce Innovation, Labor Market Statistics in cooperation with the U.S. Department of Labor, Bureau of Labor Statistics

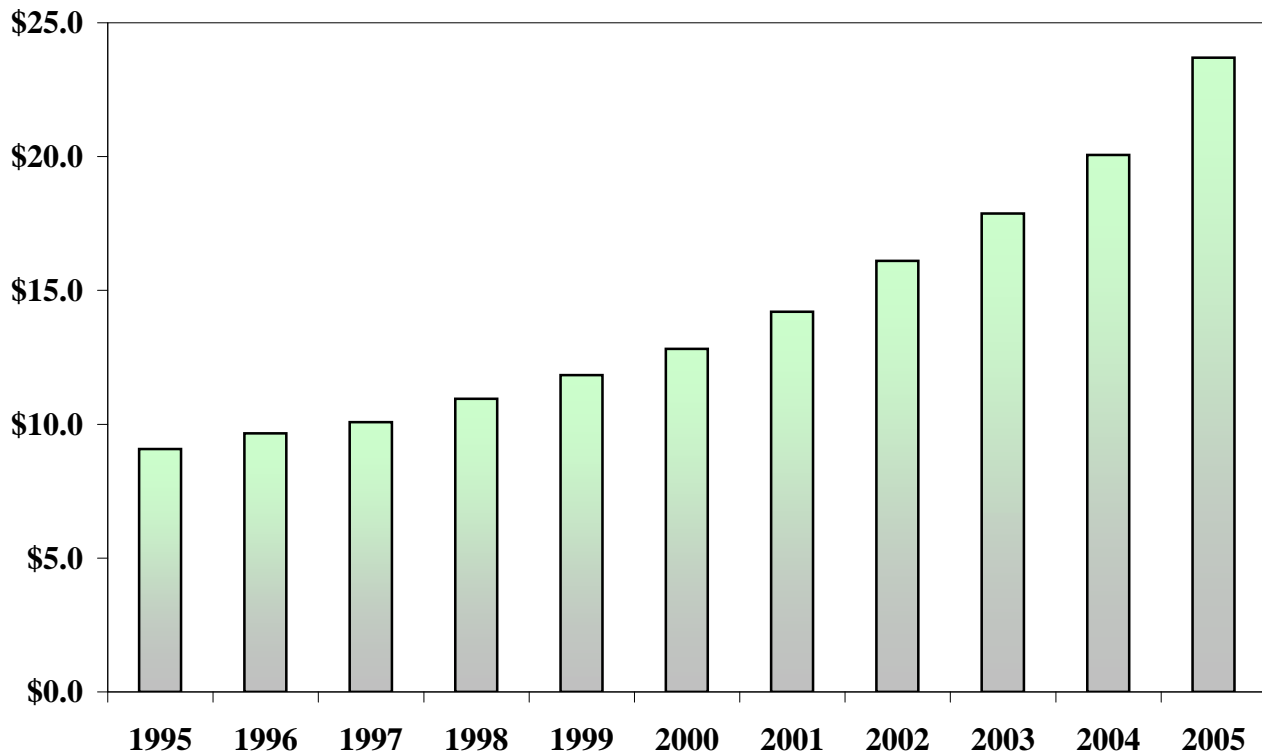
ASSESSED VALUE OF TAXABLE PROPERTY LAST TEN YEARS

Fiscal Year Ended	New Construction:	Taxable Assessed Value *
9/30/1995	\$64,842,220	\$9,071,329,499
9/30/1996	103,045,126	9,389,463,967
9/30/1997	70,258,720	9,658,615,113
9/30/1998	120,482,510	10,080,424,140
9/30/1999	219,590,660	10,951,201,458
9/30/2000	265,578,990	11,838,461,841
9/30/2001	273,062,160	12,820,663,732
9/30/2002	291,852,170	14,203,084,286
9/30/2003	643,580,610	16,106,401,186
9/30/2004	325,778,310	17,876,680,940
9/30/2005	357,304,900	20,062,609,755
9/30/2006	** 971,261,456	23,691,272,612

* Value based upon prior year final value from form DR-420 except for most recent year.

** New construction amount includes property values for annexed areas also.

**Assessed Value of Taxable Property Trend
(in billions of \$)**

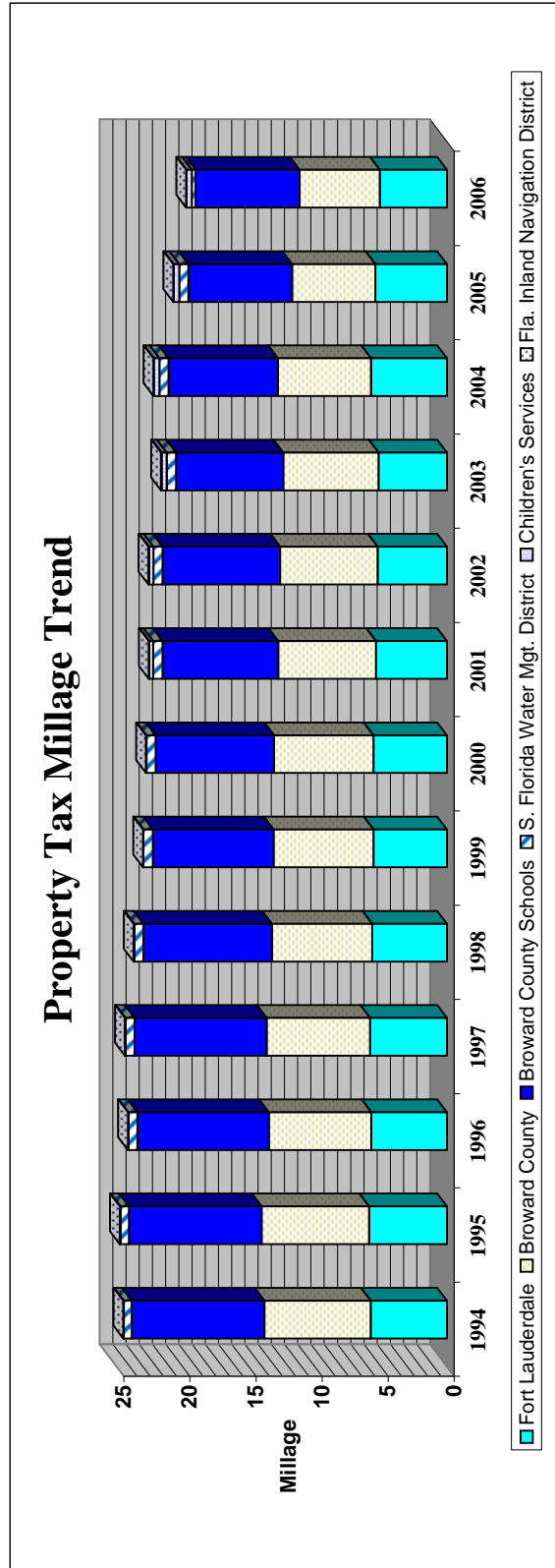


Property Tax Millage*

All Overlapping Governments
Ten Fiscal Years

Tax Roll	Fort Lauderdale			Broward County		S. Florida Water Mgt. District		Children's Services		Fla. Inland Navigation District		Special Districts**			Sunrise Key Neigh. Dist.	
	Operating	Service	Debt	County	Schools	District	District	Services	District	District	Operating	Service	Debt	Hospital District	Inlet	Key Neigh. Dist.
1994	5.2485	0.5375	5.7860	8.0343	10.0259	0.5970	0.0490	-	0.0490	24.4922	1.3708	1.3708	2.4459	0.1163	1.0000	
1995	5.3907	0.5162	5.9069	8.1165	10.0366	0.6470	0.0400	-	0.0400	24.7470	1.3823	1.3823	2.4527	0.1142	1.0000	
1996	5.2570	0.4803	5.7373	7.7524	9.9420	0.6720	0.0380	-	0.0380	24.1417	1.3668	1.3668	2.4200	0.1112	1.0000	
1997	5.0633	0.7576	5.8209	7.8380	9.9745	0.6970	0.0500	-	0.0500	24.3804	0.8007	0.8007	2.4087	0.1071	1.0000	
1998	5.0062	0.6671	5.6733	7.5710	9.7256	0.6970	0.0470	-	0.0470	23.7139	0.8007	0.8007	2.5000	0.1071	1.0000	
1999	4.9574	0.6090	5.5664	7.5710	9.1283	0.6970	0.0440	-	0.0440	23.0067	0.9878	0.9878	2.4895	0.0955	1.5000	
2000	5.0415	0.5249	5.5664	7.5250	8.9553	0.6970	0.0410	-	0.0410	22.7847	0.7072	0.7072	2.4803	0.1036	1.0000	
2001	4.8762	0.4968	5.3730	7.4005	8.7541	0.6970	0.3055	0.3055	0.3055	22.5686	0.6444	0.6444	2.4803	0.0951	1.5000	
2002	4.8472	0.4213	5.2685	7.3650	8.8825	0.6970	0.3316	0.3316	0.3316	22.5831	0.6444	0.6444	2.4803	0.1170	1.5000	
2003	4.8288	0.3682	5.1970	7.1880	8.1240	0.6970	0.3920	0.3920	0.3920	21.6365	0.6279	0.6279	2.5000	0.2490	0.7500	
2004	5.4066	0.3632	5.7698	7.0230	8.2695	0.6970	0.4231	0.4231	0.4231	20.2209	0.6279	0.6279	2.4803	0.1845	1.0000	
2005	5.0924	0.3389	5.4313	6.2942	7.8410	0.6970	0.4231	0.4231	0.4231	20.7251	0.6750	0.6750	2.1746	0.1845	1.0000	
2006	4.8066	0.2760	5.0826	6.0661	7.8687	0.2840	0.0385	0.4073	0.0385	19.7472	0.6150	0.4900	1.8317	0.1170	1.5000	

*State law requires all counties to assess at 100% valuation, and limits millage for operating purposes to ten mills except for school districts.
 **Special Districts are taxing entities that levy taxes on limited areas within the City of Fort Lauderdale limits.



CERTIFICATION

I certify this to be a true and correct copy of the record of the City of Fort Lauderdale, Florida.

WITNESSETH my hand and official seal of the City of Fort Lauderdale, Florida, this the 26 day of September, 2006
Doris C. Fuller Assistant City Clerk

ORDINANCE NO. C-06-26

AN ORDINANCE ADOPTING THE FINAL BUDGET OF THE CITY OF FORT LAUDERDALE, FLORIDA FOR THE FISCAL YEAR BEGINNING OCTOBER 1, 2006, AND ENDING SEPTEMBER 30, 2007.

WHEREAS, pursuant to applicable provisions of law, the City Commission of the City of Fort Lauderdale on September 6, 2006 approved Resolution No. 06-135 adopting a tentative millage rate and approved Resolution No. 06-136 adopting a tentative budget for the City of Fort Lauderdale for the fiscal period beginning October 1, 2006 and ending September 30, 2007, and determined the amount of available funds on hand, the estimated revenues, and appropriated amounts for the support of the various operations of the City for such fiscal period; and

WHEREAS, a "Notice of Proposed Millage Rate and Tentative Budget Hearings" advising the public that a public hearing on the proposed millage rate and tentative budget would be held on September 6, 2006 at 6:00 P.M. in the City Commission Room at City Hall, 100 North Andrews Avenue, Fort Lauderdale, Florida have been published according to law; and

WHEREAS, said public hearing has been held as stated above and comments from the public concerning said tentative millage rate and tentative budget have been heard and considered; and

WHEREAS, notice of adoption of a final millage rate and final budget was published according to law, together with a notice fixing the time for hearing of objections to such final millage rate and final budget as September 19, 2006 at 6:00 p.m. in the City Commission Room, City Hall, 100 North Andrews Avenue, Fort Lauderdale, Florida; and

WHEREAS, the public hearing aforementioned was conducted on September 19, 2006; and


WHEREAS, said public hearing has been held as stated above and comments from the public concerning said final millage rate and final budget have been heard and considered;

NOW, THEREFORE, BE IT ORDAINED BY THE CITY COMMISSION OF THE CITY OF FORT LAUDERDALE, FLORIDA:

SECTION 1. That the tentative budget, determined and adopted by the City Commission, titled "City of Fort Lauderdale Adopted All Funds Operating Budget Fiscal Year 2006/2007", as such budget may be amended at the final budget public hearing, is hereby adopted and approved as the budget of the City of Fort Lauderdale for the fiscal period beginning October 1, 2006 and ending September 30, 2007.


SECTION 2. That during the course of the 2006-2007 fiscal year the City Commission may transfer budgeted amounts from one department, fund or project to another department, fund or project in accordance with Section 9.04 of the City Charter.

PASSED FIRST READING this the 6th day of September, 2006.
PASSED SECOND READING this the 19th day of September, 2006



Mayor
JIM NAUGLE

ATTEST:



City Clerk
JONDA K. JOSEPH

L:\COMM2006\ords\sept 19\C-06-26.wpd



Venice of America

GENERAL INFORMATION

**BUDGET SUMMARY
CITY OF FORT LAUDERDALE
FISCAL YEAR 2006-2007**

**THE PROPOSED OPERATING BUDGET EXPENDITURES OF
THE CITY OF FORT LAUDERDALE ARE 14.5% MORE THAN
LAST YEAR'S TOTAL OPERATING EXPENDITURES.**

	General Fund		Special Revenue		Debt Service		Enterprise		Total All Funds	
	Fund		Funds		Funds		Funds		Funds	
CASH BALANCE BROUGHT FORWARD	\$		84,280		527,255		43,311,704		43,923,239	
ESTIMATED REVENUES:										
Taxes:										
Ad Valorem Taxes-Operating		131,933,970							131,933,970	
Ad Valorem Taxes-1987/1998 Bonds		3,486,590							3,486,590	
Ad Valorem Taxes-1997 Bonds		2,758,091							2,758,091	
Ad Valorem Taxes-2005 Bonds		1,184,874							1,184,874	
Ad Valorem Taxes-Sunrise Key			114,821						114,821	
Sales and Use Tax		3,950,000							3,950,000	
Franchise Fees		14,300,000							14,300,000	
Utility Service Taxes		31,700,000							31,700,000	
Licenses and Permits		11,075,332							11,075,332	
Intergovernmental		17,405,000	5,904,327				20,000		23,329,327	
Charges for Services		17,462,814					112,229,382		129,692,196	
Fines and Forfeits		2,205,000					2,840,000		5,045,000	
Miscellaneous		37,887,119	307,550				11,064,118		49,258,877	
Other Financing Sources			3,831,965				14,918,204		18,750,169	
TOTAL REVENUES AND OTHER FINANCING SOURCES		275,428,790	10,138,663				14,354,294		426,959,247	
Fund Balances/Reserves		31,990,618							31,990,618	
TOTAL ESTIMATED REVENUES AND BALANCES	\$	307,419,408	10,242,943				14,881,549		502,009,104	
EXPENDITURES/EXPENSES										
General Government Services	\$	48,220,607				14,464,293			62,684,900	
Public Safety		161,218,398					1,712,017		162,930,415	
Physical Environment		8,296,781					84,262,615		92,559,396	
Transportation		3,447,640					17,272,328		20,719,968	
Economic Environment		1,207,143	2,428,729						3,635,872	
Culture and Recreation		34,004,160							34,004,160	
Other Financing Uses		20,034,061	7,711,663				24,692,391		52,438,115	
Other Non-Operating Expenditures							9,196,383		9,196,383	
TOTAL EXPENDITURES/EXPENSES AND OTHER FINANCING USES		276,428,790	10,140,392			14,464,293	137,135,734		438,169,209	
Fund Balances/Reserves		30,990,618	102,551			417,256	32,329,470		63,839,895	
TOTAL APPROPRIATED EXPENDITURES/EXPENSES AND RESERVES	\$	307,419,408	10,242,943			14,881,549	169,465,204		502,009,104	

THE TENTATIVE, ADOPTED, AND/OR FINAL BUDGETS ARE ON FILE IN THE OFFICE OF THE ABOVE MENTIONED TAXING AUTHORITY AS A PUBLIC RECORD.

**NOTICE OF PROPOSED
TAX INCREASE**

The City of Fort Lauderdale has tentatively adopted a measure to increase its property tax levy.

Last year's property tax levy:

- A. Initially proposed tax levy **\$121,113,467**
- B. Less tax reductions due to Value Adjustment Board and other assessment changes **\$ 394,208**
- C. Actual property tax levy **\$120,719,259**

This year's proposed tax levy: \$138,984,045

All concerned citizens are invited to attend a public hearing on the tax increase to be held on

Tuesday, September 19, 2006
6:00 P.M.

at
100 North Andrews Avenue
Commission Chambers
Fort Lauderdale, Florida 33301

A FINAL DECISION on the proposed tax increase and the budget will be made at this hearing.



Venice of America

GENERAL INFORMATION

Accrual Basis	The basis of accounting under which transactions are recognized when they occur, regardless of when related cash is actually received or spent.
Ad Valorem Taxes	Property taxes calculated as a percentage of the value of real or personal property. The percentage is expressed in mills (thousandths of dollars).
ADA	Acronym for “American with Disabilities Act”.
Appropriation	The City Commission’s legal authorization for the City to make expenditures and incur obligations.
Assessed Value	The County Property Appraiser’s estimation of the Fair Market Value of real estate or other property. This valuation is used to determine taxes levied upon the property.
Budget	A statement of the City’s financial position for a specific period of time (fiscal year) based on estimates of expenditures during the period and proposals for financing them. Also, the amount of money available, required, or assigned for a particular purpose.
Capital Outlay	Outlays for the acquisition of or addition to fixed assets which are durable in nature and cost at least \$1,000. Such outlays are charged as expenditures through an individual department’s operating budget and do not include those provided for in the Capital Improvement Plan (see capital projects).
Capital Projects	Any program, project, or purchase with a useful life span of ten years and a cost of at least \$5,000; or major maintenance and repair items with a useful life span of five years.
Carryforward	Fund balances that are “carried forward” into the next fiscal year.
CDBG	Acronym for “Community Development Block Grant”.
CEB	Acronym for “Code Enforcement Board”.
CERT	Acronym for “Community Emergency Response Team”.
CFS	Acronym for “Calls For Service” in the Police Department.
CIP	Acronym for “Capital Improvement Plan”.
CLERP	Acronym for “Conservation Land Ecological Restoration Program”.
Comprehensive Plan	A method to utilize and strengthen the existing role, processes and powers of local governments to establish and implement comprehensive planning programs which guide and control future development.
Contingency	A budgetary reserve set aside for emergency or unanticipated expenditures. The City Commission must approve all contingency expenditures.
CPG	Acronym for the “City Park Garage” parking facility.
CRA	Acronym for “Community Redevelopment Agency”, a special taxing district. The City has designated two areas: Central Beach and Northwest Progresso Flagler Heights as CRA districts.
DDA	Acronym for “Downtown Development Authority”, an independent special district.



Venice of America

GENERAL INFORMATION

Debt Proceeds	Revenue derived from the sale of bonds.
Debt Service Funds	Funds created to pay for the principal and interest of all bonds and other debt instruments according to a predetermined schedule.
Development Review Committee (DRC)	The DRC is comprised of representatives from the Planning & Economic Development, Fire-Rescue, Police, and Public Services departments. It facilitates the review of plans for private development to ensure quality design and compatibility with existing residential and commercial development.
Direct Debt	Debt, which the City has incurred in its own name or assumed through the annexation of territory or consolidation with another governmental unit.
EEO	Acronym for “Equal Employment Opportunity”.
EMS	Acronym for “Emergency Medical Service”.
EMT	Acronym for “Emergency Medical Technicians”.
Encumbrances	Commitments of funds for contracts and services to be performed. When encumbrances are recorded, available appropriations are correspondingly reduced.
Enterprise Funds	Funds established to account for operations which are financed and operated in a manner similar to private enterprises. The intent is that the expense of providing goods or services to the public on a continuing basis (including depreciation) be financed or recovered primarily through user fees.
EOC	Acronym for “Emergency Operation Center”.
EPA	Acronym for “Environmental Protection Agency”.
Estimated Revenues	Projections of funds to be received during the fiscal year.
Expenditures	Cost of goods delivered or services provided, including operating expenses, capital outlays, and debt service.
FDLE	Acronym for “Florida Department of Law Enforcement”.
FDOT	Acronym for “Florida Department of Transportation”.
FIFC	Acronym for “Florida Intergovernmental Financing Commission”.
Fiscal Year	The 12-month period to which the annual budget applies. The City’s fiscal year begins on October 1 and ends September 30.
FPL	Acronym for “Florida Power and Light”, a private electrical utility company that provides significant franchise fees and utility tax revenue to the City.
Franchise Fees	Fees levied by the City in return for granting a privilege which permits the continual use of public property such as city streets, and usually involves the elements of monopoly and regulation.
FTE	Acronym for “Full Time Equivalent” which refers to the number of full time employees plus all part time and seasonal employees pro-rated to full time increments.



GENERAL INFORMATION

Foreign Trade Zone	A Foreign-Trade Zone (FTZ) is an area that, for U.S. Customs purposes, is considered to be in international commerce. Any foreign or domestic material can be moved into an FTZ without being subject to U.S. Customs duties. An FTZ is operated as a public venture sponsored by a local municipality or authority.
Fund	A fiscal and accounting entity with a self-balancing set of accounts recording cash and other financial resources along with all related liabilities and residual equities or balances and related changes. These accounts are segregated for the purpose of carrying on specific activities or attaining certain objectives in accordance with special regulations, restrictions, or limitations.
Fund Balance	Fund equity for governmental and trust funds which reflect the accumulated excess of revenues and other financing sources over expenditures and other uses for general governmental functions.
General Fund	The fund used to account for all financial resources except those required to be accounted for in another fund.
GAAP	Acronym for “Generally Accepted Accounting Principles”.
GASB	Acronym for “Governmental Accounting Standards Board”.
GFOA	Acronym for “Government Finance Officers Association”.
GIS	Acronym for “Geographic Information System”.
GOB	Acronym for “General Obligation Bond”.
HOPWA	Acronym for “Housing Opportunities For Persons With Aids”.
Intergovernmental Revenues	Funds received from federal, state, and other local governmental sources in the form of grants, shared revenues, and payments in lieu of taxes (PILOT).
Internal Service Funds	Funds established for the financing of goods or services provided by one department to other departments within the City on a cost-reimbursement basis. Examples are the Vehicle Rental, Central Service, and City Insurance funds.
Millage Rate	One mill equals \$1.00 of tax for each \$1,000 of property value. The millage rate is the total number of mills of tax assessed against this value.
Modified Accrual Basis	The basis of accounting under which transactions are recognized when they become both measurable (i.e., an amount can be determined) and available (i.e., able to liquidate liabilities of the current period). ”.
MOU	Acronym for “Memorandum of Understanding”.
Non-Self-Supported Debt	Bonds for whose payment the full faith and credit of the City or a specific general revenue is pledged. This debt is payable from property taxes and other general revenue. Excise Tax Bonds are an example of this type of debt.
NCIP	Acronym for “Neighborhood Capital Improvement Program”.
NWPFH	Acronym for “Northwest Progress Flagler Heights”.
Overlapping Debt	The proportionate share of the debts of local governmental units located wholly or in part within the limits of the City (such as the County and School Board) which must be borne by property owners within the City.



Venice of America

GENERAL INFORMATION

PAVe	Acronym for "Personally Assigned Vehicle" program in the Police Department.
PILOT	Acronym for "Payment In Lieu Of Taxes".
PM	Acronym for "Preventative Maintenance".
PSA	Acronym for "Public Safety Aide".
RAC	Acronym for "Regional Activity Center".
ROI	Acronym for "Return on Investment".
RPA	Acronym for "Requisition Purchase Order Payment Authorization".
Revenue	Additions to assets which do not increase any liability or represent the recovery of an expenditure; do not represent the cancellation of certain liabilities or decreases in assets; and do not represent contributions of fund capital in enterprise and internal service funds.
Revised Budget	A department's authorized budget as modified by Commission action, through appropriation transfers from contingency, or transfers from or to another department or fund.
RFP	Acronym for "Request for Proposals".
Rollback Rate	The millage necessary to raise the same amount of ad valorem tax revenue as the previous year, excluding taxes from new construction.
Save Our Homes	State constitutional amendment that limits annual growth in homesteaded residential property value for tax purposes.
SM	Acronym for "Special Magistrate".
TIF	Acronym for "Tax Increment Financing".
TRIM	Acronym for "Truth in Millage".
User Fee	Charges for specific services provided only to those paying such charges. Examples would be sewer service charges and dock fees.
Utility Taxes	Municipal charges levied by the City on every purchase of a public service within its corporate limits, including electricity, gas, fuel oil, water, and telephone service.
Water and Sewer Master Plan	A ten-year, \$550 million Capital Improvement Program for replacement of water and sewer wastewater infrastructure.
Working Capital Reserve	The working capital reserve represents general fund resources that are for purposes of providing liquidity in the event of future adverse financial conditions.

CITY OF FORT LAUDERDALE, FLORIDA

FY 2006/2007 ANNUAL OPERATING BUDGET

CITY MANAGER

George Gretsas

OFFICE OF MANAGEMENT & BUDGET STAFF

Allyson C. Love, Director

Cindy Stuart, Administrative Assistant I

Shonda Singleton-Taylor, Deputy Director

Norman Mason, Assistant Budget Director

Stacey Balkaran, Financial Management Analyst

Margaret Evan, Financial Management Analyst

Bobbi Williams, Budget Assistant

Renee Foley, Assistant Internal Auditor Director

Valerie Florestal, Financial Management Analyst

BUDGET COORDINATORS

Building - Kathye Reily

Business Enterprises - Ronna Adams

City Attorney - Michaelleen Stohrer

City Clerk - Larry Fuller

City Commission - Maxine Singh

City Manager - Julie Richards

Economic Development - Ron Hicks

Finance - Marian Dollard

Fire-Rescue - Paul Vanden-Berge

Human Resources - Stephanie Artis

Information Technology Systems - Diana Scott

Office of Management and Budget - Cindy Stuart

Office of Professional Standards - Lillian Rosa

Parking and Fleet Services - Darlene Pfeiffer

Parks and Recreation - Kim Clifford

Planning and Zoning - Vivian Law

Police - Dafne Perez

Procurement - Carrie Koehane

Public Information - Judy Johnson

Public Works/Water & Sewer, Stormwater, Central Regional Wastewater - Susan LeSage

Public Works/Engineering & Sanitation - Ed Udvardy

Public Works/Parking System Operations & Maintenance - Tom Terrell

ACKNOWLEDGMENTS

The Office of Management and Budget gives special thanks to the Information Technology Systems staff, Joanne Rizi, Bob Mays, Chaz Adams and the Public Information Staff, the Print Shop Staff and the many other staff members throughout each department for their efforts and assistance during the budget development process and in the preparation of this document.



Fort Lauderdale City Commission

Jim Naugle, Mayor
Vice Mayor Cindi Hutchinson - District IV
Christine Teel, Commissioner - District I
Charlotte E. Rodstrom, Commissioner - District II
Carlton B. Moore, Commissioner - District III

George Gretsas, City Manager